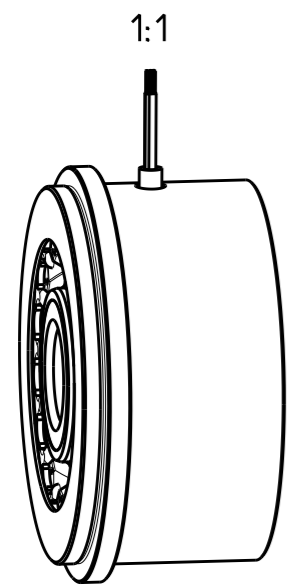
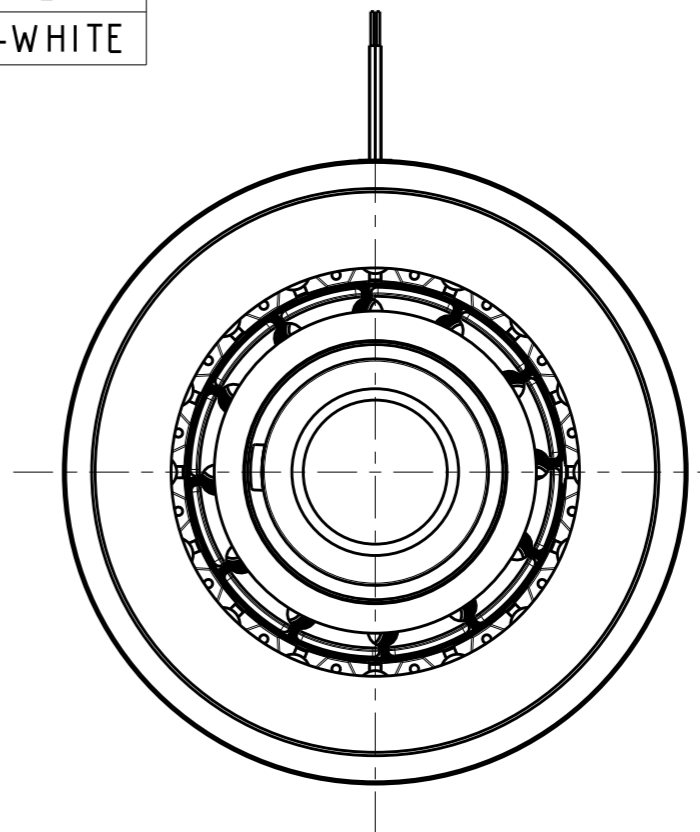
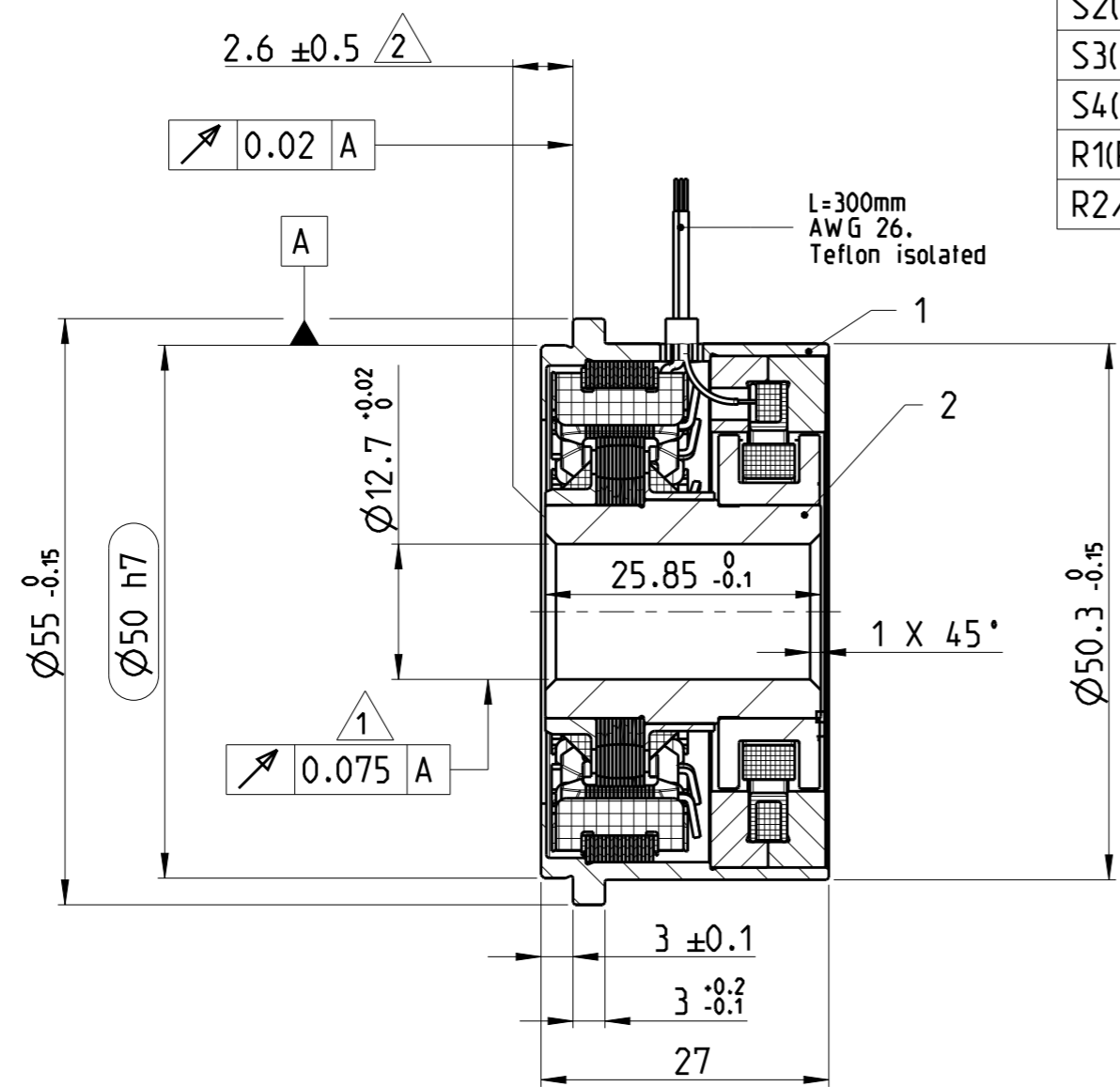


1	2367324-1	Rotor kpl. / Bauform B1 (12N)	2
1	2341281-1	Gehäuse kpl. / Bauform T2	1
2360964-1	PARTNUMBER	DESCRIPTION	ITEM NO
REVISION OF EACH ASSY NO. (WHEN BLANK, USE DWG. REVISION)			
PARTS LIST			

P	LTR	DESCRIPTION	DATE	DWN	APVD
A		ECR-19-014208	04FEB2020	GK	OD

Ø50h7	+0 -0.025
-------	--------------

Signal	conductor colouring
S1(COS+)	RED
S2(SIN+)	YELLOW
S3(COS-)	BLACK
S4(SIN-)	BLUE
R1(REF+)	RED-WHITE
R2/R3(REF-)	YELLOW-WHITE



Die angegebenen Aderpaare sind einmal auf 25mm
verseilt : blau und gelb / rot und schwarz /
rotweiss und gelbweiss

The specified cable pairs are twisted once at 25mm :
blue and yellow / red and black /
red-white and yellow-white

Resolverstator u.-rotor nur paarig verwenden !

Use only paired stator and rotor !

- 1 Gesamtschlag im eingebauten Zustand
concentricity in installed situation
- 2 Axialversatz
axial displacement

RESOLVER C 23135-A280-A131

DIMENSIONS WITHOUT TOLERANCES : DIN ISO 2768-m

THIS DRAWING IS A CONTROLLED DOCUMENT.		DWN 19SEP2019 GOPALAKRISHNA HV			
DIMENSIONS: mm		CHK 19SEP2019 SARFRAZ BILAL			
TOLERANCES UNLESS OTHERWISE SPECIFIED:		APVD 19SEP2019 ONDREJ DUSAN		NAME Massbild Hohlwellendrehmelder Dimensional Drawing Resolver V23401-T2079-B101	
0 PLC ±		PRODUCT SPEC		SIZE	
1 PLC ±		APPLICATION SPEC		CAGE CODE	
2 PLC ±		WEIGHT		DRAWING NO	
3 PLC ±		CUSTOMER DRAWING		RESTRICTED TO	
4 PLC ±		SCALE 2:1		SHEET 1 OF 1	
ANGLES ±°		SHEET 1 OF 1		REV A	
FINISH		SCALE 2:1		REV A	
MATERIAL		SCALE 2:1		REV A	
		SCALE 2:1		REV A	